



Scout Report

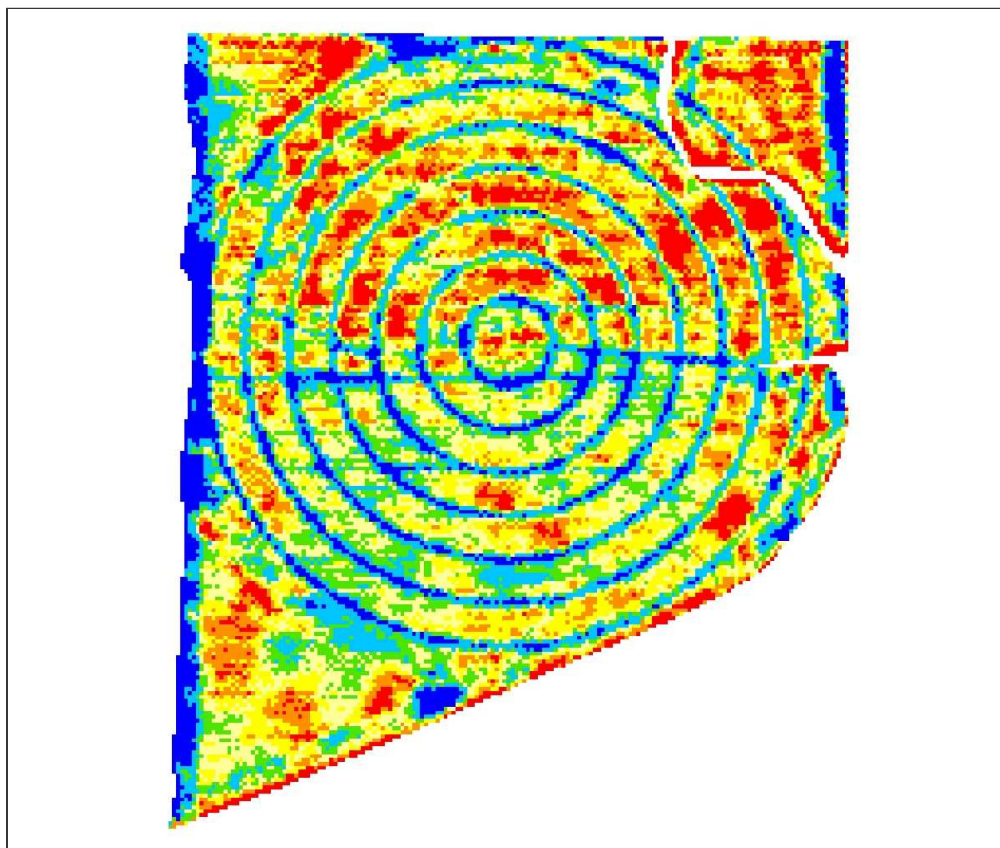
Scout Map For zone 4

Report Information

Demonstration Farm
Report Date: **June 20, 2007**




Product Information

Request: # **Custom**
Image Date: **June 20, 2007**
Image Time: **4:05 pm**
Product Model: **Vari-Gation**



Legend

Range: **5.72F**

| | | |
|---|---|----------|
|  | 1 | Coollest |
|  | 2 | |
|  | 3 | |
|  | 4 | |
|  | 5 | |
|  | 6 | |
|  | 7 | Warmest |

Statistics By Class

| Class | Acres | Percent | Class | Acres | Percent |
|-------|-------|---------|-------|-------|---------|
| 1 | 9.70 | 9.11% | 5 | 19.31 | 18.14% |
| 2 | 17.70 | 16.63% | 6 | 14.66 | 13.77% |
| 3 | 15.35 | 14.42% | 7 | 9.73 | 9.14% |
| 4 | 20.01 | 18.80% | | | |

Total Area: **106.46 Acres**